

SL7 and SL4 signal towers

Product Range Catalog

Clearly brighter, louder und faster



EATON

Powering Business Worldwide



Eaton Online Catalog – find product details quickly and efficiently!

You can find comprehensive up-to-date product information at <http://de.ecat.moeller.net>

Lookup

You can search by keywords, product names, article numbers, technical data: The search understands everything and takes you straight to the product you're looking for.

Graphical navigation

Graphical representation of the fields of application and product groups.

Selection aids

Tailored to the typical expert's approach, this search aid helps you quickly find the product you need.

Data sheets

For every article the catalog can generate a technical data sheet, which you can convert to a PDF file for printing or saving with a single click.


Parts lists


From your search results you can create a parts list that you can then send to your Eaton sales partner as a query.

You can find comprehensive up-to-date information about Eaton's automation products and switchgear in our Online Catalog.



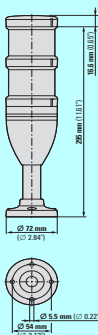
HTML data sheet; can be saved as PDF file.



Item	Qty	Photo	Article No.	Part No.	Short Text
1	1		111917	ES4P-221-DMX01	Safety control relay, 24 V DC, 3-pole
2	1		226758	FAK-CONBRULATOR	Complete unit
3	1		284823	M225-00LM-GR-3110	Double ext. illum. flat, off-button ext.
4	1		250090	DLR15-01 (110V/50HZ, 120V/60HZ)	Contactor, 7.5kVA/400V AC-operated
5	1		138516	PK255X10-85	PKE55 - trip block Standard 8-85A

Parts list, e.g. for queries to Eaton Sales.





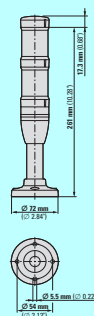
Signal towers SL7

System overview	6
Ordering	8
Complete devices	8
Customised complete unit	8
Card with LED	8
Continuous light	8
Flashing light	9
Strobe light	10
Card with high-output LED	11
Continuous light	11
Flashing light	11
Strobe light	11
Card for filament lamp	11
Continuous light	11
Acoustic modules	12
Basic modules	13
Mounting brackets	14
Including mounting bracket M20 cable gland	14
Tool for replacing filament lamp	14
Filament bulbs	14

Technical data	15
----------------	----

Dimensions	17
------------	----

Complete devices	17
Light modules	17
Acoustic modules	17
Basic modules	18
Base module for connecting to SmartWire-DT®	20
Accessories	20



Signal towers SL4

System overview	22
Ordering	24
Complete devices	24
Customised complete unit	24
Card with LED	24
Continuous light	24
Flashing light	25
Strobe light	26
Multistrobe light	26
Card for filament lamp	27
Continuous light	27
Acoustic modules	27
Basic modules	28
Mounting brackets	29
Including mounting bracket M20 cable gland	29
Tool for replacing filament lamp	29
Filament bulbs	29

Technical data	30
----------------	----

Dimensions	32
------------	----

Complete devices	32
Light modules	32
Acoustic modules	32
Basic modules	33
Base module for connecting to SmartWire-DT®	35
Accessories	35



Energizing a world that demands more.

Discover today's Eaton.

Powering business worldwide

As a global diversified power management company, we help customers worldwide manage the power needed for buildings, aircraft, trucks, cars, machinery and businesses.

Eaton's innovative technologies help customers manage electrical, hydraulic and mechanical power more reliably, efficiently, safely and sustainably.



EATON

Powering Business Worldwide



We deliver:

- **Electrical solutions** that use less energy, improve power reliability and make the places we live and work safer and more comfortable
- **Hydraulic and electrical solutions** that enable machines to deliver more productivity without wasting power
- **Aerospace solutions** that make aircraft lighter, safer and less costly to operate, and help airports operate more efficiently
- **Vehicle drivetrain and powertrain solutions** that deliver more power to cars, trucks and buses, while reducing fuel consumption and emissions

We provide integrated solutions that help make energy, in all its forms, more practical and accessible.

With 2012 sales of \$16.3 billion, Eaton has approximately 103,000 employees around the world and sells products in more than 175 countries.



Eaton's electrical business

Eaton is a global leader with expertise in:

- Power distribution and circuit protection
- Backup power protection
- Solutions for harsh and hazardous environments
- Lighting and security
- Structural solutions and wiring devices
- Control and automation
- Engineering services

Eaton is positioned through its global solutions to answer today's most critical electrical power management challenges. With 100 years of electrical experience behind us, we're energized by the challenge of powering up a world that demands twice as much energy as today. We're anticipating needs, engineering products, and creating solutions to energize our markets today and in the future.

We are dedicated to ensuring that reliable, efficient and safe power is available when it's needed most.

www.eaton.eu

Clearly Eaton!

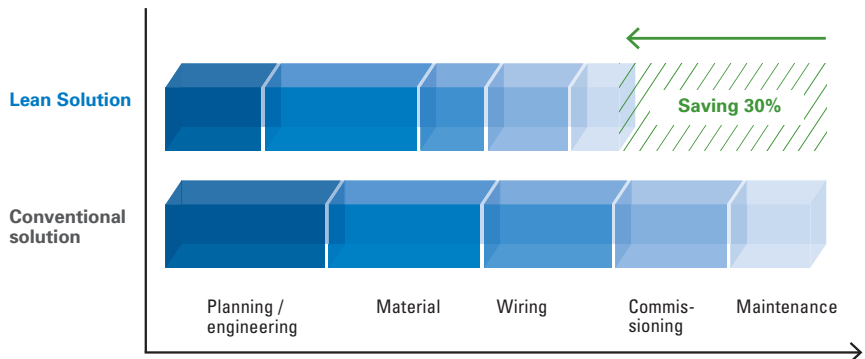
Eaton has the entire machine in view – from the control panel to the peripherals. Its optimized signal towers can now guarantee even better control over all key processes and with it increased availability for your machines.



Clearly MORE EFFICIENT!

An essential part of Eaton's Lean Solution approach, SmartWire-DT is a technology designed to reduce electrical engineering costs for machines by up to 30%. Signal towers are an important component of this technology, since the advance warning function provides information that help the operator avoid potential standstills and increase availability. Potential failures are not just detected in advance by intelligent switchgear, but in fact are also signaled by signal towers with SmartWire-DT.

Example: Savings in every step of the life cycle



Clearly LOVELIER!

An engaging design with smooth curves enhances the appeal of our new signal towers and, together with the control and signal units in the RMQ-Titan range of products, creates a standardized look for machines and systems.



Clearly LOUDER!

Acoustic modules with up to 8 selectable signals, as well as adjustable volume levels (up to 100 dB), make it possible to adapt perfectly to any environment.

Clearly BRIGHTER!



Signal towers indicate machine states by means of visual and acoustic signals. Accordingly, they must be easy to see from a distance, and the information they provide must be clear from the get-go. Orange has been added to the colors shown in order to comply with international standards. More importantly, Eaton has improved its signal towers exactly where it counts. High-performance LEDs provide a level of brightness that will be reliably seen even under extremely adverse conditions. Benefit from better attention-getting power, stronger brightness and higher volumes as well as multiple tone variants to identify faults unambiguously or even help prevent them from occurring at all.

Clearly MORE COMPACT!



Eaton signal towers have been designed with flexibility in mind so that they can be used regardless of adverse installation conditions, such as the lack of ceiling clearance and situations that require different signals on the right or left-hand side. Both signal tower sizes can also be installed vertically with up to 5 elements per side.

Clearly MORE FLEXIBLE!



Our new signal towers can be flexibly installed in any of 9 different ways. In addition to the option of mounting them on the side, there are various options for mounting the cup-shaped base directly, as well as a variety of tube mounting options. In addition, tubes with lengths of 100, 250, and 400 mm make mounting even more flexible.

Clearly STURDIER!

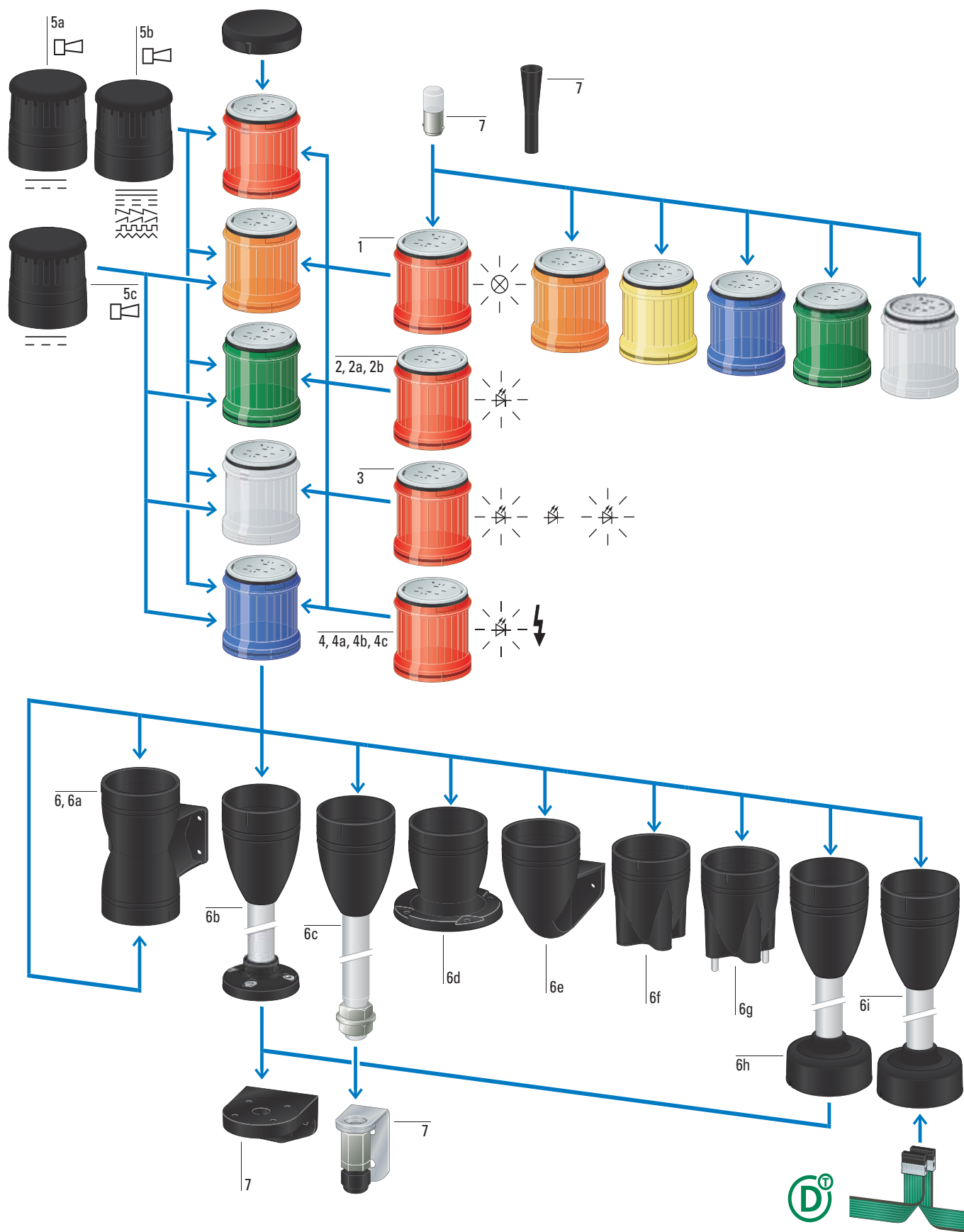
With a high IP66 degree of protection, our signal towers provide perfect protection even against water jets from all directions. These signal towers are meant for worldwide use. Type approvals and certifications for Europe and North American have already been obtained, and ship classifications and CCC are currently pending.



Mounting and dismantling of protruding signal towers can be a major effort, particularly when transporting machines. The new rapid-mount system speeds up that process by up to 50%.







The transportation cover protects cables and terminals.




















System overview



Card for filament lamp, continuous light	1	Card with high-output LED	4b	Base module	6
Without light element (filament lamp with BA15d socket)		with High Performance LED		Easy mounting with bayonet mount	
Easy mounting with bayonet mount		Flashing frequency 1.4 Hz		Degree of protection IP66	
Modules can be arranged in any order		→ page 11		Including cover plate	
Degree of protection IP66		Card with high-output LED	4c	With spring-cage terminals	
Max. 2 x 5 modules that can be actuated individually (two with base module SL7-CB-D only)		with High Performance LED with various strobe sequences		Base for mounting on both sides	6a
Operating mode: 100 % DF (duty factor)		Flashing frequency 1 - 2.6 Hz		→ page 14	
→ page 11		→ page 11		Base with aluminium tube and plastic foot	6b
Card with LED, continuous light	2	Acoustic module	5	Aluminium tube 100 mm, 250 mm or 400 mm	
Easy mounting with bayonet mount		Easy mounting with bayonet mount		→ page 13	
Modules can be arranged in any order		Set up as topmost module		Base with aluminum tube and banjo bolt	6c
Degree of protection IP66		Max. 2 x 1 modules that can be actuated separately (two with base module SL7-CB-D only)		Aluminium tube 100 mm, 250 mm or 400 mm	
Max. 2 x 5 modules that can be actuated individually (two with base module SL7-CB-D only)		Permanently integrated cover plate		→ page 13	
Operating mode: 100 % DF (duty factor)		Degree of protection IP66		Base with external fixing holes	6 d
→ page 11		Operating mode: 100 % DF (duty factor)		→ page 13	
Card with LED	2a	sound pressure 100 db, adjustable with internal potentiometer		One-sided base with bracket	6e
with LED		Acoustic module	5a	→ page 14	
→ page 8		Continuous tone or pulsed tone, adjustable with internal dip switches		Base with internal (on the inside) fixing holes	6f
Card with high-output LED	2b	Frequency: 2800 Hz		→ page 13	
with High Performance LED		→ page 12		Base with built-in (pre-assembled) fixing screws	6g
→ page 11		Acoustic module	5b	→ page 13	
Card with LED, flashing light	3	Multi-tone (8 tones) adjustable with internal dip switch		Base with base adapter for slipping onto place (rapid mounting and wiring system)	6h
with LED		Frequency 500 - 2700 Hz		Aluminium tube 100 mm, 250 mm or 400 mm	
Easy mounting with bayonet mount		→ page 12		→ page 13	
Modules can be arranged in any order		Acoustic module	5c	Base with base adapter for slipping onto place (rapid mounting and wiring system) and SmartWire-DT connection	6i
Degree of protection IP66		Continuous tone or pulsed tone; can be actuated externally; takes up 2 inputs (2 modules)		Aluminium tube 100 mm	
Max. 2 x 5 modules that can be actuated individually (two with base module SL7-CB-D only)		Frequency: 2800 Hz		→ page 13	
Operating mode: 100 % DF (duty factor)		→ page 12		Accessory Considerations	7
Flashing frequency 2 Hz		Card with LED, strobe light	4	Mounting brackets	
→ page 9		Easy mounting with bayonet mount		Including mounting bracket M20 cable gland	
Card with LED, strobe light	4	Modules can be arranged in any order		Tool for replacing filament lamp	
Easy mounting with bayonet mount		Degree of protection IP66		Filament lamp	
Modules can be arranged in any order		Max. 2 x 5 modules that can be actuated individually (two with base module SL7-CB-D only)		→ page 14	
Degree of protection IP66		Operating mode: 100 % DF (duty factor)		Card with LED	4a
Max. 2 x 5 modules that can be actuated individually (two with base module SL7-CB-D only)		Card with LED	4a	with LED	
Operating mode: 100 % DF (duty factor)		with LED		Flashing frequency 1.4 Hz	
→ page 11		Flashing frequency 1.4 Hz		→ page 10	

Ordering

	Rated operational voltage U_e V	Number of modules	Colour	Function	Part no. Article no.	Price see price list	Std. pack
Complete devices							
	24 V AC/DC	2			SL7-100-L-RG-24LED 171424		1 off 
		3			SL7-100-L-RYG-24LED 171425		
Customised complete unit							
Order on request					SL7-COMBINATION 2011955		1 off 

	Rated operational voltage U_e V	Colour	Function	Part no. Article no.	Price see price list	Std. pack	
Card with LED							
	Continuous light IP66	24 V AC/DC			SL7-L24-B 171461		1 off 
					SL7-L24-G 171462		
					SL7-L24-R 171463		
					SL7-L24-W 171464		
					SL7-L24-Y 171465		
					SL7-L24-A 171466		
		110/120 V AC			SL7-L120-B 171467		
					SL7-L120-G 171468		
					SL7-L120-R 171469		
					SL7-L120-W 171470		
					SL7-L120-Y 171471		
					SL7-L120-A 171472		
	230/240 V AC		SL7-L230-B 171473				
			SL7-L230-G 171474				
			SL7-L230-R 171475				
			SL7-L230-W 171476				
			SL7-L230-Y 171477				
			SL7-L230-A 171426				























Notes

Information relevant for export to North America 

Product Standards IEC/EN 60947-5-1; UL 508; CSA-C22.2 No. 14-10; CSA-C22.2 No. 94-91; CE marking
 UL File No. E29184
 UL Category Control No. NKCR

CSA File No.
 CSA Class No.
 North America
 Certification
 Degree of Protection

UL report applies to both US and Canada NKCR7
 UL listed, certified by UL for use in Canada UL Type 4, 4X, 13

		Rated operational voltage U_e V	Colour	Function	Part no. Article no.	Price see price list	Std. pack
	Flashing light IP66 2 Hz	24 V AC/DC			SL7-BL24-B 171439		1 off  
					SL7-BL24-G 171440		
					SL7-BL24-R 171441		
					SL7-BL24-W 171442		
					SL7-BL24-Y 171388		
					SL7-BL24-A 171389		
		110/120 V AC		SL7-BL120-B 171390			
				SL7-BL120-G 171391			
				SL7-BL120-R 171392			
				SL7-BL120-W 171393			
				SL7-BL120-Y 171394			
				SL7-BL120-A 171395			
		230/240 V AC		SL7-BL230-B 171396			
				SL7-BL230-G 171397			
				SL7-BL230-R 171398			
				SL7-BL230-W 171399			
				SL7-BL230-Y 171400			
				SL7-BL230-A 171401			

Notes

Information relevant for export to North America



Product Standards	IEC/EN 60947-5-1; UL 508; CSA-C22.2 No. 14-10; CSA-C22.2 No. 94-91; CE marking
UL File No.	E29184
UL Category Control No.	NKCR
CSA File No.	UL report applies to both US and Canada
CSA Class No.	NKCR7
North America Certification	UL listed, certified by UL for use in Canada
Degree of Protection	UL Type 4, 4X, 13

































	Rated operational voltage U_e V	Colour	Function	Part no. Article no.	Price see price list	Std. pack
Card with LED						
 <p>Strobe light IP66 1.4 Hz</p>	24 V AC/DC			SL7-FL24-B 171402		1 off  
				SL7-FL24-G 171403		
				SL7-FL24-R 171404		
				SL7-FL24-W 171405		
				SL7-FL24-Y 171406		
				SL7-FL24-A 171407		
	110/120 V AC			SL7-FL120-B 171408		
				SL7-FL120-G 171409		
				SL7-FL120-R 171410		
				SL7-FL120-W 171411		
				SL7-FL120-Y 171412		
				SL7-FL120-A 171413		
	230/240 V AC			SL7-FL230-B 171414		
				SL7-FL230-G 171415		
				SL7-FL230-R 171416		
				SL7-FL230-W 171417		
				SL7-FL230-Y 171418		
				SL7-FL230-A 171419		

Notes

Information relevant for export to North America













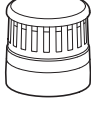







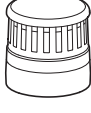







Product Standards	IEC/EN 60947-5-1; UL 508; CSA-C22.2 No. 14-10; CSA-C22.2 No. 94-91; CE marking
UL File No.	E29184
UL Category Control No.	NKCR
CSA File No.	UL report applies to both US and Canada
CSA Class No.	NKCR7
North America Certification	UL listed, certified by UL for use in Canada
Degree of Protection	UL Type 4, 4X, 13

	Rated operational voltage U_e V	Colour	Function	Part no. Article no.	Price see price list	Std. pack
Card with high-output LED						
	Continuous light IP66 High-performance LED for maximum signaling effect High Performance LED	24 V AC/DC			SL7-L24-B-HP 171427	1 off  
					SL7-L24-G-HP 171428	
					SL7-L24-R-HP 171429	
					SL7-L24-W-HP 171430	
					SL7-L24-Y-HP 171431	
					SL7-L24-A-HP 171432	
			Strobe light IP66 High-performance LED for maximum signaling effect High Performance LED 1.4 Hz		24 V AC/DC	
		SL7-FL24-G-HP 171421				
		SL7-FL24-R-HP 171422				
		SL7-FL24-W-HP 171423				
		SL7-FL24-Y-HP 171273				
		SL7-FL24-A-HP 171274				
	Multistrobe light IP66 High-performance LED for maximum signaling effect High Performance LED 1 - 2.6 Hz	24 V AC/DC			SL7-FL24-B-HPM 171275	
					SL7-FL24-G-HPM 171276	
					SL7-FL24-R-HPM 171277	
					SL7-FL24-W-HPM 171278	
					SL7-FL24-Y-HPM 171279	
					SL7-FL24-A-HPM 171280	
Card for filament lamp						
	< 250 V AC/DC			SL7-L-B 171433	1 off  	
				SL7-L-G 171434		
				SL7-L-R 171435		
				SL7-L-W 171436		
				SL7-L-Y 171437		
				SL7-L-A 171438		

Notes

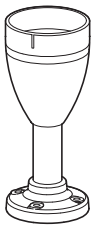

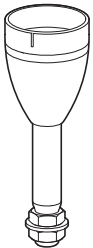



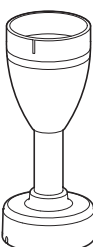

Information relevant for export to North America

 	Product Standards	IEC/EN 60947-5-1; UL 508; CSA-C22.2 No. 14-10; CSA-C22.2 No. 94-91; CE marking
	UL File No.	E29184
	UL Category Control No.	NKCR
	CSA File No.	UL report applies to both US and Canada
	CSA Class No.	NKCR7
	North America Certification	UL listed, certified by UL for use in Canada
	Degree of Protection	UL Type 4, 4X, 13

	Rated operational voltage U_e V	Rated operational current I_e mA	Colour	Function	Sound type	Part no. Article no.	Price see price list	Std. pack
Acoustic modules								
Continuous tone or pulsed tone, adjustable with internal dip switches. Sound pressure 100 db, adjustable with internal potentiometer. $f = 2800$ Hz Place only at the highest position on a pole IP66								
	24 V AC/DC	max. 92				SL7-AP24 171281		1 off  
	110/120 V AC	max. 41				SL7-AP120 171282		
	230/240 V AC	max. 43				SL7-AP230 171283		
Continuous tone or pulsed tone, external actuation. Assigned two inputs (2 modules). Sound pressure 100 db, adjustable with internal potentiometer. $f = 2800$ Hz Place only at the highest position on a pole IP66								
	24 V AC/DC	max. 92				SL7-AP24-E 171284		1 off  
	110/120 V AC	max. 41				SL7-AP120-E 171285		
	230/240 V AC	max. 43				SL7-AP230-E 171286		
Multi-tone; 8 tones, adjustable with internal dip switch. Sound pressure 100 db, adjustable with internal potentiometer. $f = 500 - 2700$ Hz Place only at the highest position on a pole IP66								
	24 V AC/DC	max. 115				SL7-AP24-M 171287		1 off  
	110/120 V AC	max. 45				SL7-AP120-M 171288		
	230/240 V AC	max. 43				SL7-AP230-M 171289		

Notes**Information relevant for export to North America**

Product Standards	IEC/EN 60947-5-1; UL 508; CSA-C22.2 No. 14-10; CSA-C22.2 No. 94-91; CE marking
UL File No.	E29184
UL Category Control No.	NKCR
CSA File No.	UL report applies to both US and Canada
CSA Class No.	NKCR7
North America Certification	UL listed, certified by UL for use in Canada
Degree of Protection	UL Type 4, 4X, 13

		Tube length	Colour	For use with	Part no. Article no.	Price see price list	Std. pack
Basic modules							
for horizontal mounting, including cover, max. 5 modules							
	Base with aluminium tube and plastic foot Spring-loaded terminals	100 mm	black Aluminum color tube	SL7-L-... SL7-BL-... SL7-FL-... SL7-AP-...	SL7-CB-100 171443		1 off 
		250 mm			SL7-CB-250 171444		
		400 mm			SL7-CB-400 171445		
	Base with aluminum tube and banjo bolt Spring-loaded terminals	100 mm			SL7-CB-T-100 171452		
		250 mm			SL7-CB-T-250 171453		
		400 mm			SL7-CB-T-400 171454		
	Base with internal (on the inside) fixing holes Spring-loaded terminals	-	black		SL7-CB-IMH¹⁾ 171447		
	Base with built-in (pre-assembled) fixing screws Spring-loaded terminals	-			SL7-CB-IMS 171448		
	Base with external fixing holes Spring-loaded terminals	-			SL7-CB-EMH 171449		
	Base with base adapter for slipping onto place (rapid mounting and wiring system) Screw terminals	100 mm	black Aluminum color tube		SL7-FMS-100 171456		
		250 mm			SL7-FMS-250 171457		
		400 mm			SL7-FMS-400 171458		
	Base with base adapter for slipping onto place (rapid mounting and wiring system) Blade terminal SWD4-8MF2 max. 5 modules max. 0.3 A per module External power supply connectable (24 V DC) Configurable with SWD-Assist (planning and ordering help) Further technical data, see manual MN05006001Z.	100 mm			SL7-SWD²⁾ 171459		

Notes




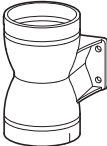










Information relevant for export to North America



Product Standards IEC/EN 60947-5-1;
UL 508; CSA-C22.2
No. 14-10; CSA-C22.2
No. 94-91; CE marking
UL File No. E29184
UL Category Control No. NKCR
CSA File No. UL report applies to both
US and Canada
CSA Class No. NKCR7
North America
Certification UL listed, certified by UL
for use in Canada
Degree of Protection UL Type 4, 4X, 13

¹⁾ Product Standards IEC/EN 60947-5-1;
UL 508; CSA-C22.2
No. 14-10; CSA-C22.2
No. 94-91; CE marking
UL File No. E29184
UL Category Control No. NKCR
CSA File No. UL report applies to both
US and Canada
CSA Class No. NKCR7
North America
Certification UL listed, certified by UL
for use in Canada
Degree of Protection UL Type 1

²⁾ Product Standards IEC/EN 60947-5-1;
UL 508; CSA-C22.2
No. 14-10;
CSA-C22.2
No. 94-91;
CE marking
North America
Certification Request filed for
UL and CSA
Degree of Protection UL Type 4, 4X, 13

	Colour	For use with	Part no. Article no.	Price see price list	Std. pack	
Basic modules						
for vertical mounting, including cover, max. 5 modules						
	One-sided base with bracket Spring-loaded terminals	black	SL7-L-... SL7-BL-... SL7-FL-... SL7-AP-...	SL7-CB-FW 171450	1 off  	
for vertical mounting on both sides, including cover, max. 2 x 5 modules						
	Base with external fixing holes Spring-loaded terminals	black	SL7-L-... SL7-BL-... SL7-FL-... SL7-AP-...	SL7-CB-D 171451	1 off  	
Mounting brackets						
for vertical mounting, Plastic, Fixing screws included as standard						
	-	-	SL4-PIB-... SL4-FMS-... SL7-CB-... SL7-FMS-...	SL7/4-FW 171446	1 off  	
Including mounting bracket M20 cable gland						
for vertical mounting, Metal, Gasket included as standard						
	-	-	SL4-PIB-T-... SL7-CB-T-...	SL7/4-FW-T 171455	1 off  	
Tool for replacing filament lamp						
	-	-	-	SL7/4-BET 171294	1 off	
Filament bulbs						
Mounting: Ba15d						
	> 3000	12 V	5 W	SL7-L-...	SL7-L12 171290	1 off
		24 V	6.5 W		SL7-L24 171291	
		120 V	7 W		SL7-L120 171292	
		230 V	6.5 W		SL7-L230 171293	

Notes**Information relevant for export to North America**

Product Standards	IEC/EN 60947-5-1; UL 508; CSA-C22.2 No. 14-10; CSA-C22.2 No. 94-91; CE marking
UL File No.	E29184
UL Category Control No.	NKCR
CSA File No.	UL report applies to both US and Canada
CSA Class No.	NKCR7
North America Certification	UL listed, certified by UL for use in Canada
Degree of Protection	UL Type 4, 4X, 13
















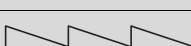






Technical data

			SL7-...
General			
Standards			IEC/EN 60947-5-1
Climatic proofing			Damp heat, constant, to IEC 60068-2-78 Damp heat, cyclic, to IEC 60069-2-30
Mounting position			As required
Mechanical shock resistance		g	> 15 according to IEC 60068-2-27 Shock duration 11 ms Sinusoidal
IEC degree of protection			IP66 IEC/EN 60529
Protection type UL			Type 4, 4X, 13
Material			Enclosure: Polycarbonate (PC), black Cap: Polycarbonate (PC)
Cap colour			blue, green, red, clear, yellow, orange
Ambient temperature		°C	-30 - +60
Number of signal elements			Max. 5 with standard base Max. 10 with base for mounting on both sides
Terminal capacity			
Solid or flexible conductor		mm ²	0.13 - 2.5
Flexible with ferrule with plastic collar		mm ²	0.25 - 1.5
			AWG 24 - AWG 14
Contacts			
Rated impulse withstand voltage		U_{imp} V AC	4000
Rated insulation voltage		U_i V	250
Overvoltage category/pollution degree			III/3

		SL7-L-....	SL7-BL-....	SL7-FL-....	SL7-L24-....-HP	SL7-FL24-....-HP	SL7-FL24-....-HPM	SL7-L-....
Light modules								
Type of light		Continuous light	Flashing light	Strobe light	Continuous light	Strobe light	Multistrobe light	Continuous light
Light elements		LED			High Performance LED			Filament lamp max. 7 W
Mounting		-	-	-	-	-	-	Ba15d
Flashing/strobe frequency		-	2 Hz	1.4 Hz	-	1.4 Hz	1 - 2.6 Hz	-
Transmission angle		360°						
Leakage current	A	< 0.003						
Current-/power consumption								
24 V AC/DC	A	0.049 - 0.054	0.058	0.130 - 0.135	0.170 - 0.200	0.260 - 0.265	0.260 - 0.265	-
110/120 V AC	A	0.028 - 0.031	0.028 - 0.030	0.010	-	-	-	-
230/240V AC	A	0.027 - 0.028	0.030 - 0.031	0.010	-	-	-	-
Power consumption		-	-	-	-	-	-	Max. 7 W with the specified voltages
Voltage levels		24 V AC/DC ± 10 % 110/120 V AC ± 10 % 230/240 V AC ± 10 %			18-30 V DC/18-26 V AC			up to 250 V AC/DC
lifespan	h	> 100000			> 50000			> 3000
Weight	g	80						

	SL7-AP...	SL7-AP...-E	SL7-AP...-M
Acoustic modules			
Type of tone	Continuous or pulsed tone		Continuous or pulsed tone 8 types of sound
Types of sound	2 versions, table of sound types		8 versions, table of sound types
Sound setting	Internal; 1 pole DIP	can be externally actuated	Internal; 3 pole DIP
Sound pressure	100 dB		
Sound pressure level adjustment	Built-in, potentiometer		
Sound_pressure_can_be_lowered_to_a_minimum_of	88 dB		
Transmission angle	360°		
Current-/power consumption			
24 V AC/DC	A	0.092	0.092
110 /120 V AC	A	0.041	0.041
230 /240V AC	A	0.043	0.043
Voltage levels	24 V AC/DC ± 10 % 110/120 V AC ± 10 % 230/240 V AC ± 10 %		
Weight	g		102

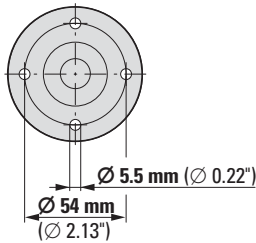
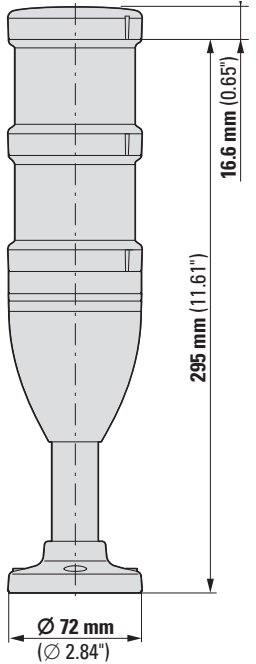
Table of sound types

	Sound type	DIP switch settings	Frequency Hz	Diagram	Repeat rate	Special application	Max. volume dB
SL7-AP...	Continuous tone	ON 	approx. 2800		-	-	100
	Pulsed tone	ON 	approx. 2800		approx. 2 Hz	-	100
SL7-AP...-E	Continuous tone	-	approx. 2800		-	-	100
	Pulsed tone	-	approx. 2800		approx. 2 Hz	-	100
SL7-AP...-M	Continuous tone	ON 	2700		-	-	100
	Continuous tone	ON 	1350		-	-	100
	Pulsed tone	ON 	2700		250 ms on, 250 ms off	-	100
	Pulsed tone	ON 	1350		250 ms on, 250 ms off	-	100
	falling	ON 	1200 - 500		1 Hz	Evacuation, Germany, DIN3304-3	98
	Rising	ON 	500 - 1200		Rising 3 s, 0.5 s off	Netherlands NEN 2575:2000	98
	Alternating	ON 	800 - 1000		2 Hz		94
	rising/falling	ON 	500 - 1500		10 Hz		94

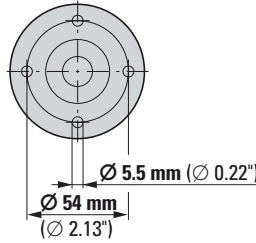
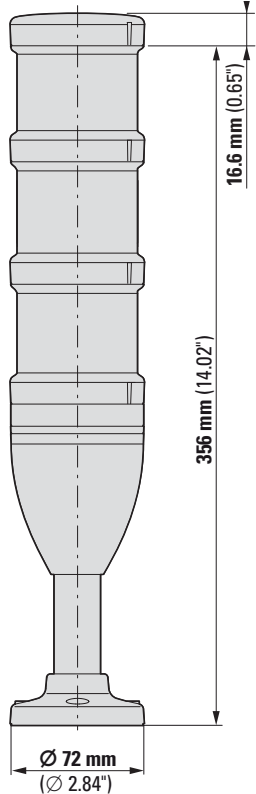
Dimensions

Complete devices

SL7-100-L-RG-24LED

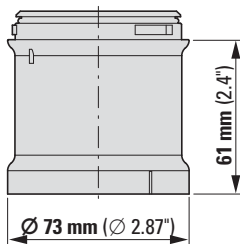


SL7-100-L-RYG-24LED



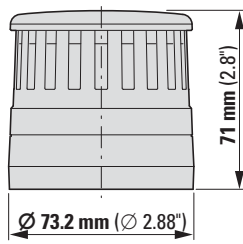
Light modules

SL7-(B)(F)L ...



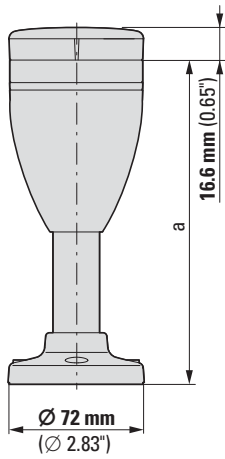
Acoustic modules

SL7-AP...

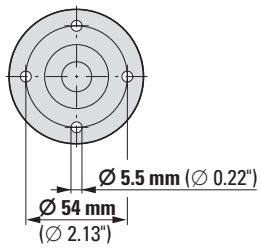


Basic modules

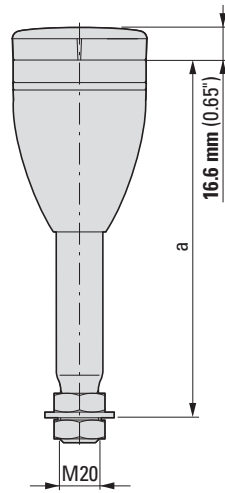
SL7-CB-...



Part no.	a mm (inch)
SL7-CB-100	171 (6.73)
SL7-CB-250	321 (12.64)
SL7-CB-400	471 (18.54)

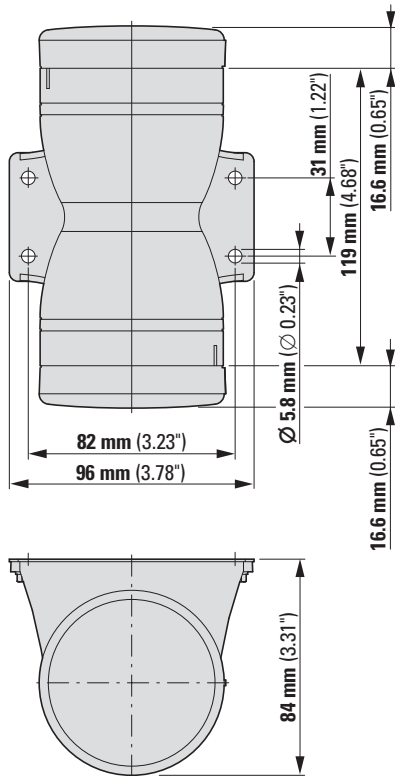


SL7-CB-T-...

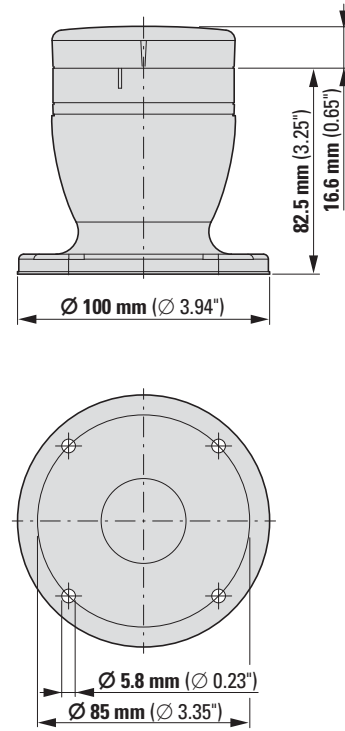


Part no.	a mm (inch)
SL7-CB-T-100	190 (7.48)
SL7-CB-T-250	340 (13.38)
SL7-CB-T-400	490 (19.29)

SL7-CB-D

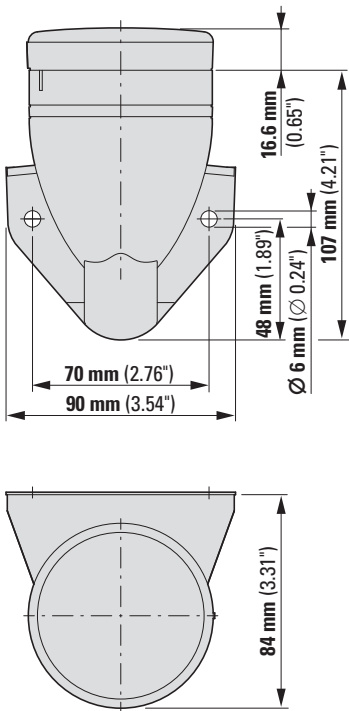


SL7-CB-EMH

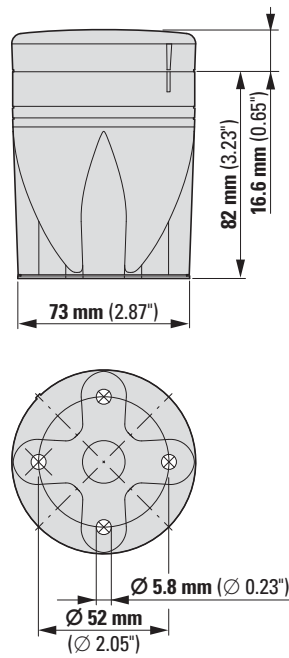


Basic modules

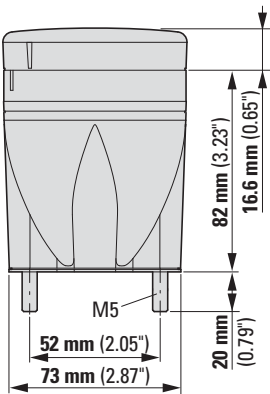
SL7-CB-FW



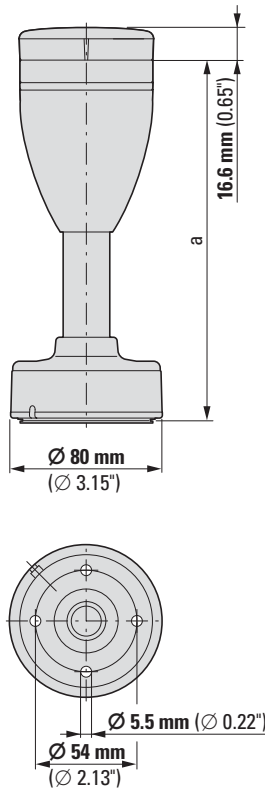
SL7-CB-IMH



SL7-CB-IMS



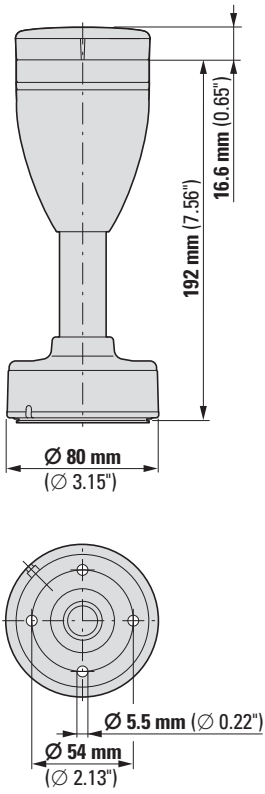
SL7-FMS-...



Part no.	a mm (inch)
SL7-FMS-100	192 (7.55)
SL7-FMS-250	342 (13.46)
SL7-FMS-400	492 (19.37)

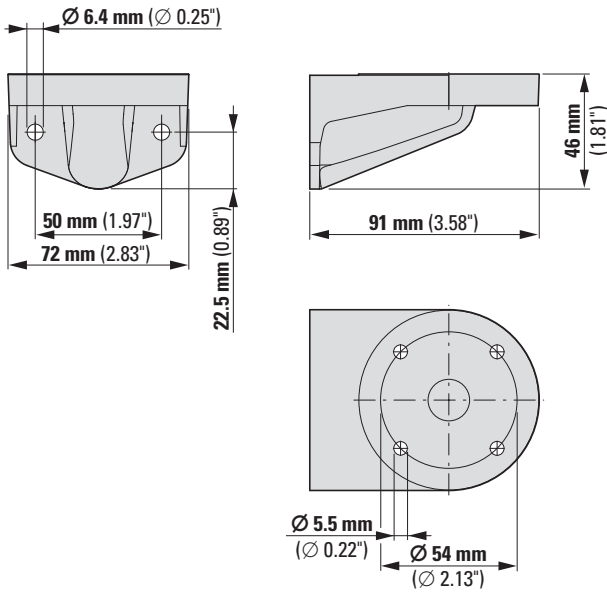
Base module for connecting to SmartWire-DT®

SL7-SWD

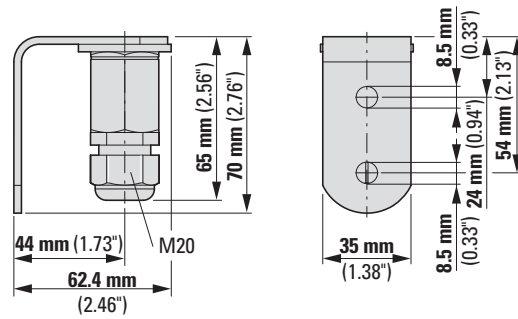


Mounting brackets

SL7/4-FW

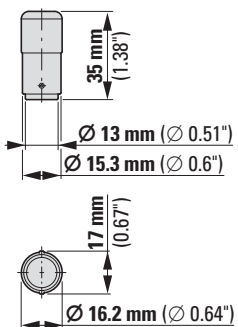


SL7/4-FW-T



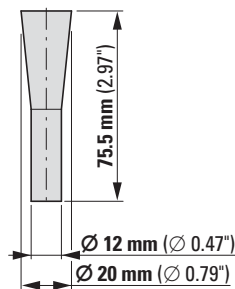
Filament bulbs

SL7-L12

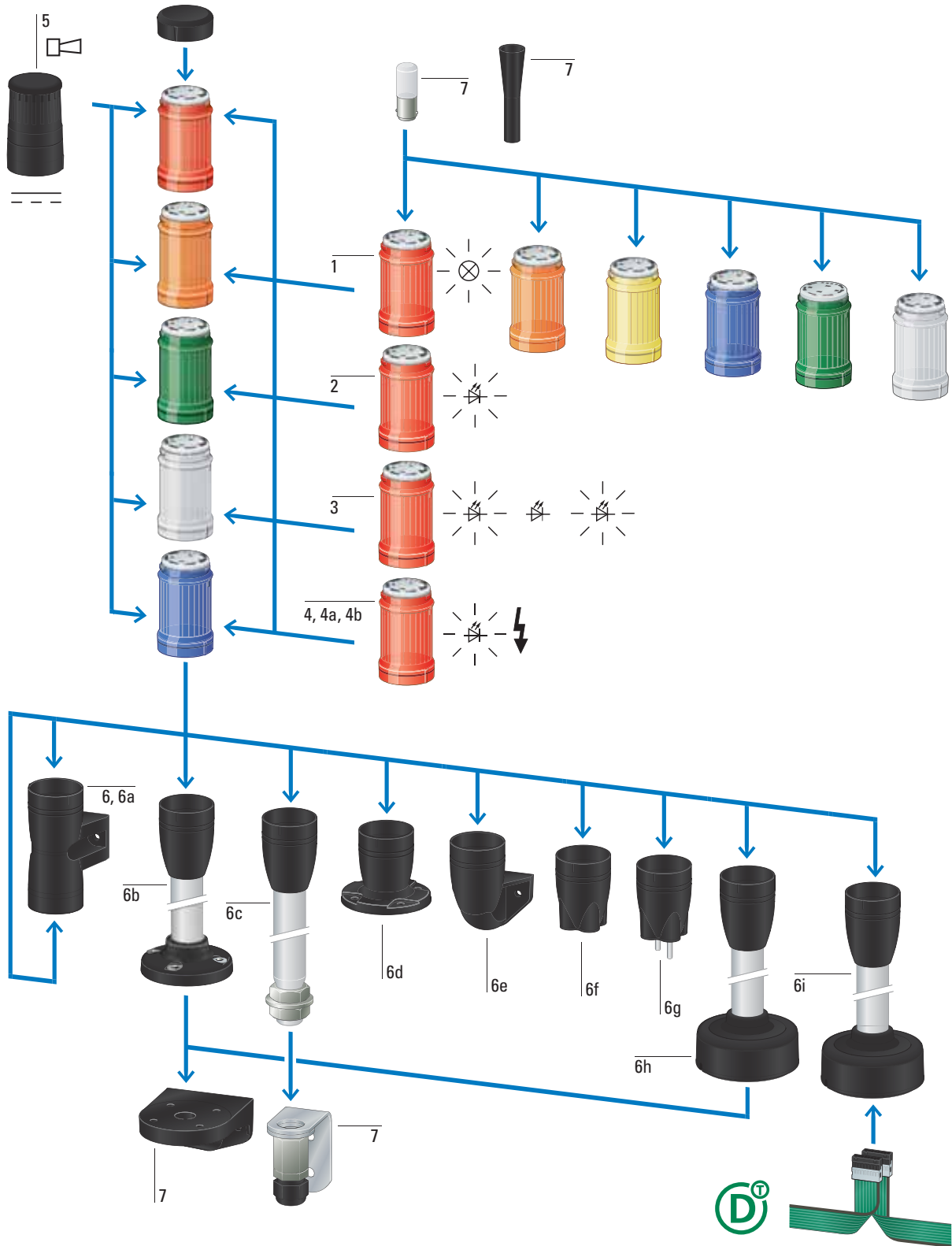


Tool for replacing filament lamp

SL7/4-BET



System overview



Card for filament lamp, continuous light 1

Without light element (filament lamp with BA15d socket)
 Easy mounting with bayonet mount
 Modules can be arranged in any order
 Degree of protection IP66
 Max. 2 x 5 modules that can be actuated individually (two with base module SL7-CB-D only)
 Operating mode: 100 % DF (duty factor)
 → page 27

Card with LED, continuous light 2

with LED
 Easy mounting with bayonet mount
 Modules can be arranged in any order
 Degree of protection IP66
 Max. 2 x 5 modules that can be actuated individually (two with base module SL7-CB-D only)
 Operating mode: 100 % DF (duty factor)
 → page 24

Card with LED, flashing light 3

with LED
 Easy mounting with bayonet mount
 Modules can be arranged in any order
 Degree of protection IP66
 Max. 2 x 5 modules that can be actuated individually (two with base module SL7-CB-D only)
 Operating mode: 100 % DF (duty factor)
 Flashing frequency 2 Hz
 → page 25

Card with LED, strobe light 4

Easy mounting with bayonet mount
 Modules can be arranged in any order
 Degree of protection IP66
 Max. 2 x 5 modules that can be actuated individually (two with base module SL7-CB-D only)
 Operating mode: 100 % DF (duty factor)

Card with LED 4a

with LED
 Flashing frequency 1.4 Hz
 → page 26

Card with LED 4b

With LED for effective signaling effect with various flashing sequences
 Flashing frequency approx. 1 -2.6 Hz
 → page 26

Acoustic module 5

Continuous tone or pulsed tone, adjustable with internal dip switches
 Sound pressure 80 dB, frequency 4000 Hz
 Easy mounting with bayonet mount
 Set up as topmost module
 Max. 2 x 1 modules that can be individually actuated (two with base module SL7-CB-D only)
 Permanently integrated cover plate
 Degree of protection IP66
 Operating mode: 100 % DF (duty factor)
 → page 27

Base module 6

Easy mounting with bayonet mount
 Degree of protection IP66
 Including cover plate
 with Push in terminals

Base for mounting on both sides 6a

→ page 29

Base with aluminium tube and plastic foot 6b

Aluminium tube 100 mm, 250 mm or 400 mm
 → page 28

Base with aluminum tube and banjo bolt 6c

Aluminium tube 100 mm, 250 mm or 400 mm
 → page 28

Base with external fixing holes 6 d

→ page 28

One-sided base with bracket 6e

→ page 29

Base with internal (on the inside) fixing holes 6f

→ page 28

Base with built-in (pre-assembled) fixing screws 6g

→ page 28

Base with base adapter for slipping onto place (rapid mounting and wiring system) 6h

Aluminium tube 100 mm, 250 mm or 400 mm
 → page 28

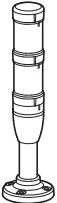





Base with base adapter for slipping onto place (rapid mounting and wiring system) and SmartWire-DT connection 6i

Aluminium tube 100 mm
 → page 28

Accessory Considerations 7


Mounting brackets
 Including mounting bracket M20 cable gland
 Tool for replacing filament lamp
 Filament lamp
 → page 29

Ordering

	Rated operational voltage U _e V	Number of modules	Colour	Function	Part no. Article no.	Price see price list	Std. pack
Complete devices							
	24 V AC/DC	2			SL4-100-L-RG-24LED 171295		1 off 
		3			SL4-100-L-RYG-24LED 171296		
Customised complete unit							
Order on request					SL4-COMBINATION 2011956		1 off 

	Rated operational voltage U _e V	Colour	Function	Part no. Article no.	Price see price list	Std. pack	
Card with LED							
	24 V AC/DC			SL4-L24-B 171313		1 off 	
				SL4-L24-G 171314			
				SL4-L24-R 171315			
				SL4-L24-W 171316			
				SL4-L24-Y 171317			
				SL4-L24-A 171318			
		110/120 V AC					SL4-L120-B 171319
							SL4-L120-G 171320
							SL4-L120-R 171321
							SL4-L120-W 171322
							SL4-L120-Y 171323
							SL4-L120-A 171324
	230/240 V AC		SL4-L230-B 171325				
			SL4-L230-G 171326				
			SL4-L230-R 171327				
			SL4-L230-W 171328				
			SL4-L230-Y 171329				
			SL4-L230-A 171330				










Notes

Information relevant for export to North America 

Product Standards IEC/EN 60947-5-1; UL 508; CSA-C22.2 No. 14-10; CSA-C22.2 No. 94-91; CE marking
 UL File No. E29184
 UL Category Control No. NKCR

CSA File No.
 CSA Class No.
 North America
 Certification
 Degree of Protection

UL report applies to both US and Canada NKCR7
 UL listed, certified by UL for use in Canada UL Type 4, 4X, 13

























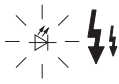







		Rated operational voltage U_e V	Colour	Function	Part no. Article no.	Price see price list	Std. pack
	Flashing light IP66 2 Hz	24 V AC/DC		  	SL4-BL24-B 171337		1 off  
					SL4-BL24-G 171338		
					SL4-BL24-R 171339		
					SL4-BL24-W 171340		
					SL4-BL24-Y 171341		
					SL4-BL24-A 171342		
			110/120 V AC			SL4-BL120-B 171343	
				SL4-BL120-G 171344			
				SL4-BL120-R 171345			
				SL4-BL120-W 171346			
				SL4-BL120-Y 171347			
				SL4-BL120-A 171348			
		230/240 V AC			SL4-BL230-B 171349		
				SL4-BL230-G 171350			
				SL4-BL230-R 171351			
				SL4-BL230-W 171352			
				SL4-BL230-Y 171353			
				SL4-BL230-A 171354			

Notes

Information relevant for export to North America



Product Standards	IEC/EN 60947-5-1; UL 508; CSA-C22.2 No. 14-10; CSA-C22.2 No. 94-91; CE marking
UL File No.	E29184
UL Category Control No.	NKCR
CSA File No.	UL report applies to both US and Canada
CSA Class No.	NKCR7
North America Certification	UL listed, certified by UL for use in Canada
Degree of Protection	UL Type 4, 4X, 13










		Rated operational voltage U _e V	Colour	Function	Part no. Article no.	Price see price list	Std. pack				
	Strobe light IP66 1.4 Hz	24 V AC/DC			SL4-FL24-B 171355		1 off  				
					SL4-FL24-G 171356						
					SL4-FL24-R 171357						
					SL4-FL24-W 171358						
					SL4-FL24-Y 171359						
					SL4-FL24-A 171360						
			110/120 V AC			SL4-FL120-B 171361					
						SL4-FL120-G 171362					
						SL4-FL120-R 171363					
				SL4-FL120-W 171364							
				SL4-FL120-Y 171365							
				SL4-FL120-A 171366							
		230/240 V AC			SL4-FL230-B 171367						
					SL4-FL230-G 171368						
					SL4-FL230-R 171369						
				SL4-FL230-W 171370							
				SL4-FL230-Y 171371							
				SL4-FL230-A 171372							
				Multistrobe light IP66 LED for effective signaling effect With various strobe sequences 1 - 2.6 Hz	24 V AC/DC				SL4-FL24-B-M 171373		1 off  
									SL4-FL24-G-M 171374		
									SL4-FL24-R-M 171375		
						SL4-FL24-W-M 171376					
						SL4-FL24-Y-M 171377					
						SL4-FL24-A-M 171378					








Notes

Information relevant for export to North America






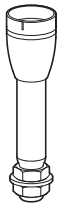



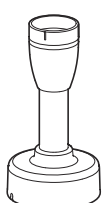

Product Standards	IEC/EN 60947-5-1; UL 508; CSA-C22.2 No. 14-10; CSA-C22.2 No. 94-91; CE marking
UL File No.	E29184
UL Category Control No.	NKCR
CSA File No.	UL report applies to both US and Canada
CSA Class No.	NKCR7
North America Certification	UL listed, certified by UL for use in Canada
Degree of Protection	UL Type 4, 4X, 13

		Rated operational voltage U_e V	Colour	Function	Part no. Article no.	Price see price list	Std. pack
Card for filament lamp							
	Continuous light IP66 without light elements Filament lamp max. 4 W Filament bulbs → page 29	< 250 V AC/DC			SL4-L-B 171331		1 off 
					SL4-L-G 171332		
					SL4-L-R 171333		
					SL4-L-W 171334		
					SL4-L-Y 171335		
					SL4-L-A 171336		

	Rated operational voltage U_e V	Rated operational current I_e mA	Colour	Function	Sound type	Part no. Article no.	Price see price list	Std. pack
Acoustic modules								
Continuous tone or pulsed tone, adjustable with internal dip switches. Sound pressure 80 dB. $f = 4000$ Hz Place only at the highest position on a pole IP66								
	24 V AC/DC	max. 39				SL4-AP24 171379		1 off 
	110/120 V AC	max. 21				SL4-AP120 171380		
	230/240 V AC	max. 21				SL4-AP230 171381		

Notes**Information relevant for export to North America**

Product Standards	IEC/EN 60947-5-1; UL 508; CSA-C22.2 No. 14-10; CSA-C22.2 No. 94-91; CE marking
UL File No.	E29184
UL Category Control No.	NKCR
CSA File No.	UL report applies to both US and Canada
CSA Class No.	NKCR7
North America Certification	UL listed, certified by UL for use in Canada
Degree of Protection	UL Type 4, 4X, 13















		Tube length	Colour	For use with	Part no. Article no.	Price see price list	Std. pack
Basic modules							
for horizontal mounting including cover max. 5 modules							
	Base with aluminium tube and plastic foot Push in terminals	100 mm	black Aluminum color tube	SL4-L-... SL4-BL-... SL4-FL-... SL4-AP-...	SL4-PIB-100 171297		1 off  
		250 mm			SL4-PIB-250 171298		
		400 mm			SL4-PIB-400 171299		
	Base with aluminum tube and banjo bolt Push in terminals	100 mm			SL4-PIB-T-100 171305		
		250 mm			SL4-PIB-T-250 171306		
		400 mm			SL4-PIB-T-400 171307		
	Base with external fixing holes Push in terminals	-	black		SL4-PIB-EMH 171302		
	Base with internal (on the inside) fixing holes - Push in terminals	-			SL4-PIB-IMH¹⁾ 171300		
	Base with built-in (pre-assembled) fixing screws Push in terminals	-			SL4-PIB-IMS 171301		
	Base with base adapter for slipping onto place (rapid mounting and wiring system) Screw terminals	100 mm	black Aluminum color tube		SL4-FMS-100 171308		
		250 mm			SL4-FMS-250 171309		
		400 mm			SL4-FMS-400 171310		
	Base with base adapter for slipping onto place (rapid mounting and wiring system) Blade terminal SWD4-8MF2 max. 5 modules max. 0.3 A per module External power supply connectable (24 V DC) Configurable with SWD-Assist (planning and ordering help) Further technical data, see manual MN05006001Z.	100 mm			SL4-SWD²⁾ 171311		

Notes

Information relevant for export to North America



Product Standards	IEC/EN 60947-5-1; UL 508; CSA-C22.2 No. 14-10; CSA-C22.2 No. 94-91; CE marking	¹⁾ Product Standards	IEC/EN 60947-5-1; UL 508; CSA-C22.2 No. 14-10; CSA-C22.2 No. 94-91; CE marking	²⁾ Product Standards	IEC/EN 60947-5-1; UL 508; CSA-C22.2 No. 14-10; CSA-C22.2 No. 94-91; CE marking
UL File No.	E29184	UL File No.	E29184	North America	Request filed for
UL Category Control No.	NKCR	UL Category Control No.	NKCR	Certification	UL and CSA
CSA File No.	UL report applies to both US and Canada	CSA File No.	UL report applies to both US and Canada	Degree of Protection	UL Type 4, 4X, 13
CSA Class No.	NKCR7	CSA Class No.	NKCR7		
North America Certification	UL listed, certified by UL for use in Canada	North America Certification	UL listed, certified by UL for use in Canada		
Degree of Protection	UL Type 4, 4X, 13	Degree of Protection	UL Type 1		

	Colour	For use with	Part no. Article no.	Price see price list	Std. pack
Basic modules					
for vertical mounting including cover					
	One-sided base with bracket Push in terminals max. 5 modules	black	SL4-L-... SL4-BL-... SL4-FL-... SL4-AP-...	SL4-PIB-FW 171303	1 off  
for vertical mounting on both sides including cover					
	Base with external fixing holes Push in terminals max. 2 x 5 modules	black	SL4-L-... SL4-BL-... SL4-FL-... SL4-AP-...	SL4-PIB-D 171304	1 off  
lifespan	Rated operational voltage	Power	For use with	Part no. Article no.	Price see price list
h	U _e V				
Mounting brackets					
for vertical mounting, Plastic, Fixing screws included as standard					
	-	-	SL4-PIB-... SL4-FMS-... SL7-CB-... SL7-FMS-...	SL7/4-FW 171446	1 off  
Including mounting bracket M20 cable gland					
for vertical mounting, Metal, Gasket included as standard					
	-	-	SL4-PIB-T-... SL7-CB-T-...	SL7/4-FW-T 171455	1 off  
Tool for replacing filament lamp					
	-	-	-	SL7/4-BET 171294	1 off
Filament bulbs					
Mounting: Ba15d					
	> 3000	12 V 24 V 120 V 230 V	4 W	SL4-L-... SL4-L12 171382 SL4-L24 171383 SL4-L120 171384 SL4-L230 171385	1 off

Notes**Information relevant for export to North America**

Product Standards	IEC/EN 60947-5-1; UL 508; CSA-C22.2 No. 14-10; CSA-C22.2 No. 94-91; CE marking
UL File No.	E29184
UL Category Control No.	NKCR
CSA File No.	UL report applies to both US and Canada
CSA Class No.	NKCR7
North America Certification	UL listed, certified by UL for use in Canada
Degree of Protection	UL Type 4, 4X, 13





Technical data

			SL4-...
General			
Standards			IEC/EN 60947-5-1
Climatic proofing			Damp heat, constant, to IEC 60068-2-78 Damp heat, cyclic, to IEC 60069-2-30
Mounting position			As required
Mechanical shock resistance		g	> 15 according to IEC 60068-2-27 Shock duration 11 ms Sinusoidal
IEC degree of protection			IP66 IEC/EN 60529
Protection type UL			Type 4, 4X, 13
Material			Enclosure: Polycarbonate (PC), black Cap: Polycarbonate (PC)
Cap colour			blue, green, red, clear, yellow, orange
Ambient temperature		°C	-30 - +60
Number of signal elements			Max. 5 with standard base Max. 10 with base for mounting on both sides
Terminal capacity			
Solid or flexible conductor		mm ²	0.2 - 1.5
Solid or flexible conductor, with ferrule		mm ²	0.25 - 1.5
Flexible with ferrule with plastic collar		mm ²	0.25 - 0.75
			AWG 24 - AWG 16
Contacts			
Rated impulse withstand voltage		U_{imp} V AC	4000
Rated insulation voltage		U_i V	250
Overvoltage category/pollution degree			III/3

			SL4-L...-...	SL4-BL...-...	SL4-FL...-...	SL4-FL24...-M	SL4-L...
Light modules							
Type of light			Continuous light	Flashing light	Strobe light	Multistrobe light	Continuous light
Light elements			LED				Filament lamp max. 4 W
Mounting			-	-	-	-	Ba15d
Flashing/strobe frequency			-	2 Hz	1.4 Hz	1 - 2.6 Hz	-
Transmission angle			360°				
Leakage current		A	< 0.003				
Current-/power consumption							
24 V AC/DC		A	0.022 - 0.033	0.028 - 0.036	0.035 - 0.065	0.048 - 0.068	-
110 /120 V AC		A	0.030	0.030	0.10	-	-
230 /240V AC		A	0.030	0.030	0.10	-	-
Power consumption			-	-	-	-	Max. 4 W with the specified voltages
Voltage levels			24 V AC/DC ± 10 % 110/120 V AC ± 10 % 230/240 V AC ± 10 %			24 V AC/DC ± 10 %	up to 250 V AC/DC
lifespan		h	> 100000				> 3000
Weight		g	45				

			SL4-AP...
Acoustic modules			
Type of tone			Continuous or pulsed tone
Types of sound			2 versions, table of sound types
Sound setting			Internal; 1 pole DIP
Sound pressure		dB	80
Sound pressure level adjustment			-
Sound_pressure_can_be_lowered_t o_a_minimum_of			-
Transmission angle			360°
Current-/power consumption			
24 V AC/DC		A	0.039
110 /120 V AC		A	0.021
230 /240V AC		A	0.021
Voltage levels			
			24 V AC/DC \pm 10 % 110/120 V AC \pm 10 % 230/240 V AC \pm 10 %
Weight		g	43

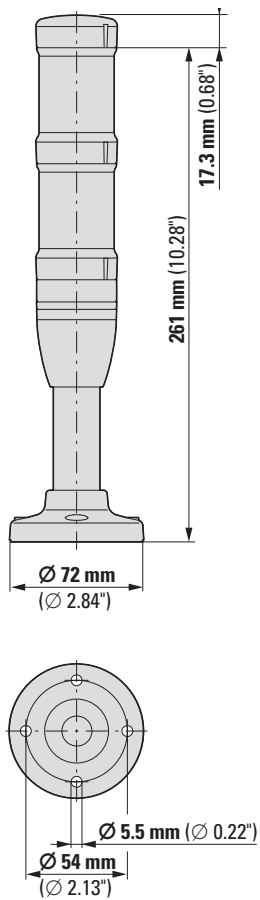
Table of sound types

	Sound type	DIP switch settings	Frequency Hz	Diagram	Repeat rate	Special application	Max. volume dB
SL4-AP...	Continuous tone	ON 	approx. 4000		-	-	80
	Pulsed tone	ON 	approx. 4000		approx. 2 Hz	-	80

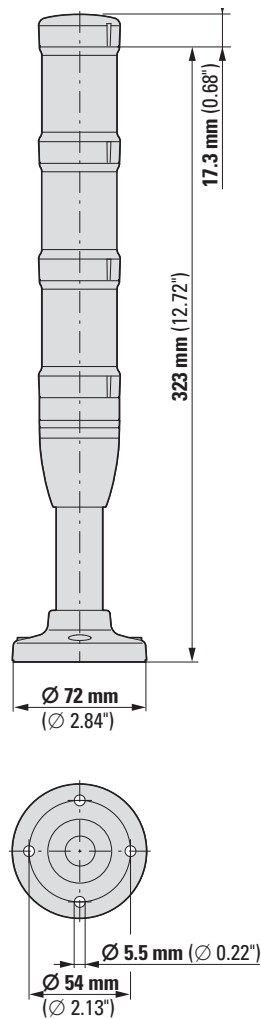
Dimensions

Complete devices

SL4-100-L-RG-24LED

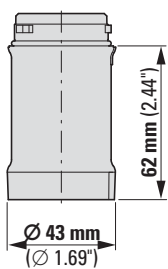


SL4-100-L-RYG-24LED



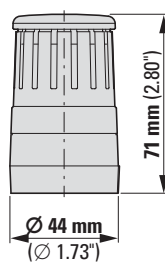
Light modules

SL4-(B)(F)L ...



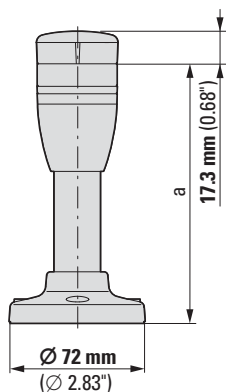
Acoustic modules

SL4-AP...

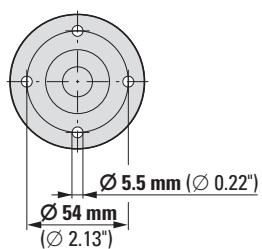


Basic modules

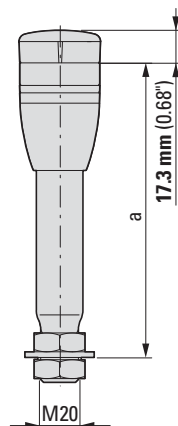
SL4-PIB-...



Part no.	a mm (inch)
SL4-PIB-100	136 (3.53)
SL4-PIB-250	286 (11.26)
SL4-PIB-400	436 (17.16)

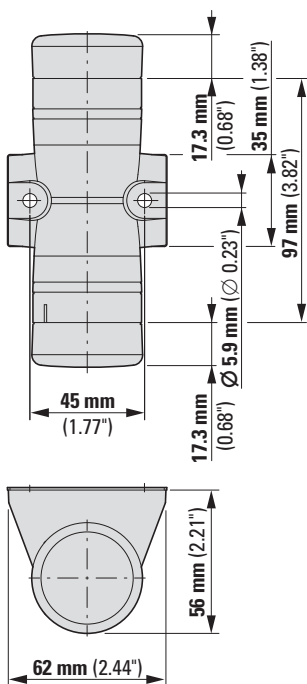


SL4-PIB-T-...

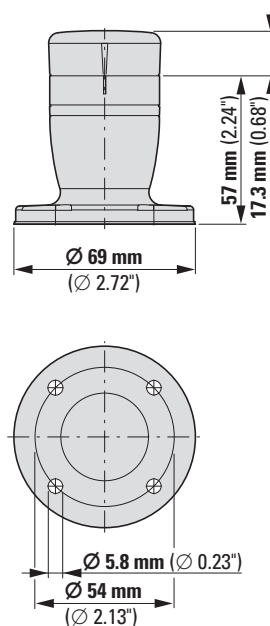


Part no.	a mm (inch)
SL4-PIB-T-100	150 (5.90)
SL4-PIB-T-250	300 (11.81)
SL4-PIB-T-400	450 (17.72)

SL4-PIB-D

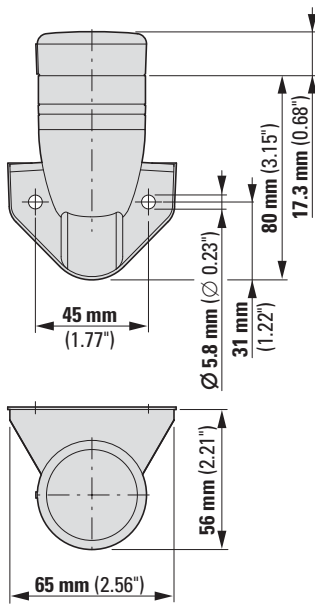


SL4-PIB-EMH

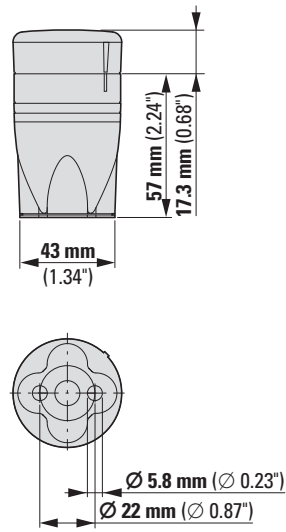


Basic modules

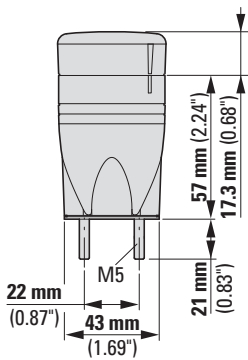
SL4-PIB-FW



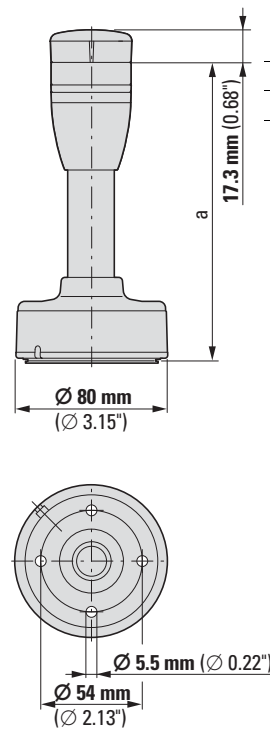
SL4-PIB-IMH



SL4-PIB-IMS



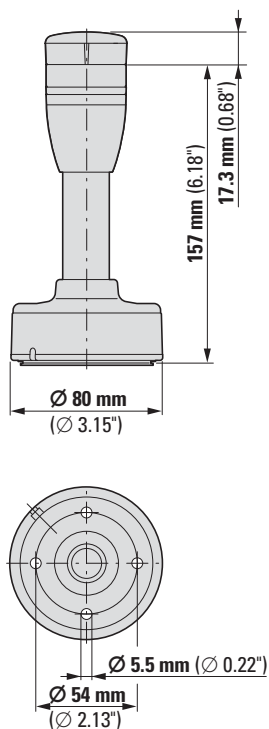
SL4-FMS-...



Part no.	a mm (inch)
SL4-FMS-100	157 (6.18)
SL4-FMS-250	307 (12.09)
SL4-FMS-400	457 (17.99)

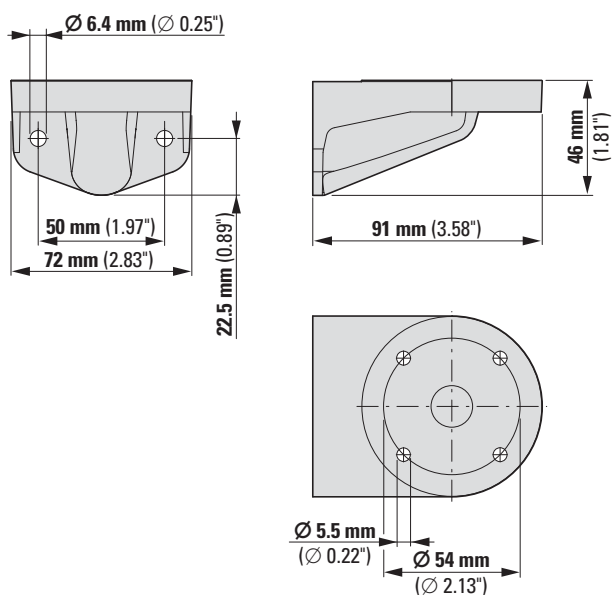
Base module for connecting to SmartWire-DT®

SL4-SWD

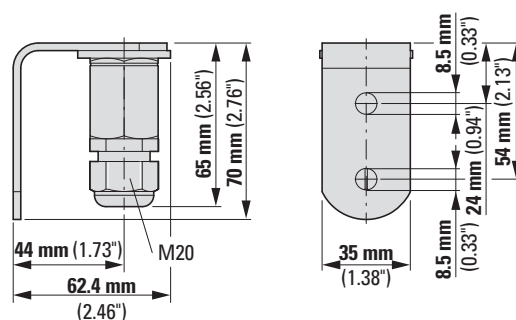


Mounting brackets

SL7/4-FW

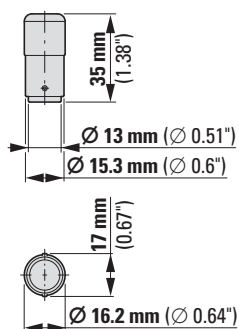


SL7/4-FW-T



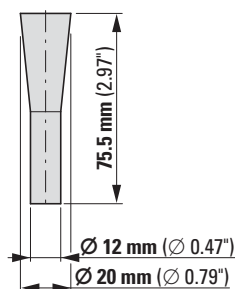
Filament bulbs

SL7-L12



Tool for replacing filament lamp

SL7/4-BET

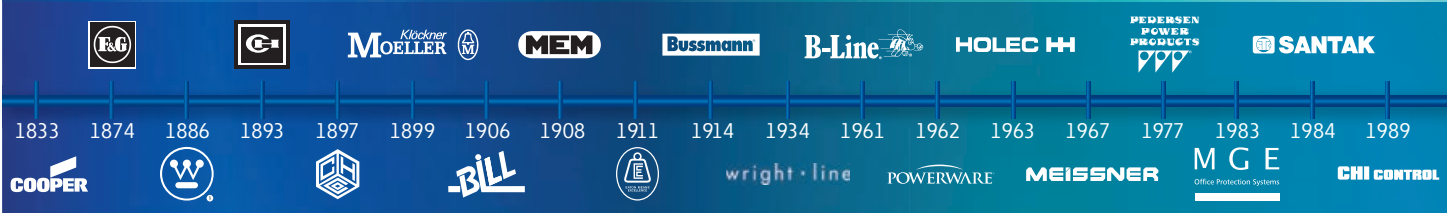


CUTLER-HAMMER COOPER
 BUSSMANN POWERWARE
 MEM BILL
 CROUSE-HINDS MOELLER
 SANTAK HOLEC
 WESTINGHOUSE MGE OFFICE PROTECTION SYSTEMS B-LINE

EAT•N

Powering Business Worldwide

The power of fusion.



EAT•N

Powering Business Worldwide

There's a certain energy at Eaton. It's the power of uniting some of the world's most respected names to build a brand you can trust to meet your every power management need.

Eaton is dedicated to ensuring that reliable, efficient and safe power is available when it's needed most. Building on over 100 years of experience in electrical power management, the experts at Eaton deliver customized, integrated solutions to solve your most critical challenges. To learn more visit www.eaton.eu/electrical.

All of the above are trademarks of Eaton or its affiliates. •Eaton has a license to use the Westinghouse brand name in Asia Pacific. ©2013 Eaton.

Eaton is dedicated to ensuring that reliable, efficient and safe power is available when it's needed most. With unparalleled knowledge of electrical power management across industries, experts at Eaton deliver customized, integrated solutions to solve our customers' most critical challenges.

Our focus is on delivering the right solution for the application. But, decision makers demand more than just innovative products. They turn to Eaton for an unwavering commitment to personal support that makes customer success a top priority. For more information, **visit www.eaton.eu/electrical**.

To contact an Eaton salesperson or local distributor/agent, please visit www.eaton.eu/electrical/customersupport

Changes to the products, to the information contained in this document, and to prices are reserved; so are errors and omissions. Only order confirmations and technical documentation by Eaton is binding. Photos and pictures also do not warrant a specific layout or functionality. Their use in whatever form is subject to prior approval by Eaton. The same applies to Trademarks (especially Eaton, Moeller, Cutler-Hammer). The Terms and Conditions of Eaton apply, as referenced on Eaton internet pages and Eaton order confirmations.

Eaton Industries GmbH
Hein-Moeller-Str. 7-11
D-53115 Bonn/Germany

© 2013 by Eaton Corporation
All rights reserved
Printed in Germany 01/14
Publication No.: CA047002EN-INT
Doku/DHW/bb/gro 01/14
Article No.: 171892



Eaton is a registered trademark of Eaton Corporation.

All other trademarks are property of their respective owners.

SmartWire-DT® is a registered trademark of Eaton Corporation.